


0° to 40°

### WEAR TEST

#### NEW NOZZLE

Céramic

Stainless steel



#### NOZZLE AFTER 50 h TEST

Céramic

Stainless steel



## Ceramic is an exceptional material :

The orifice of the ALBUZ TEC UAS-H range of nozzles is a white ceramic. This ceramic material was specifically developed for high pressures and, is almost as wear resistant as diamond. The properties of the ceramic material are the keys to successful industrial nozzles applications :

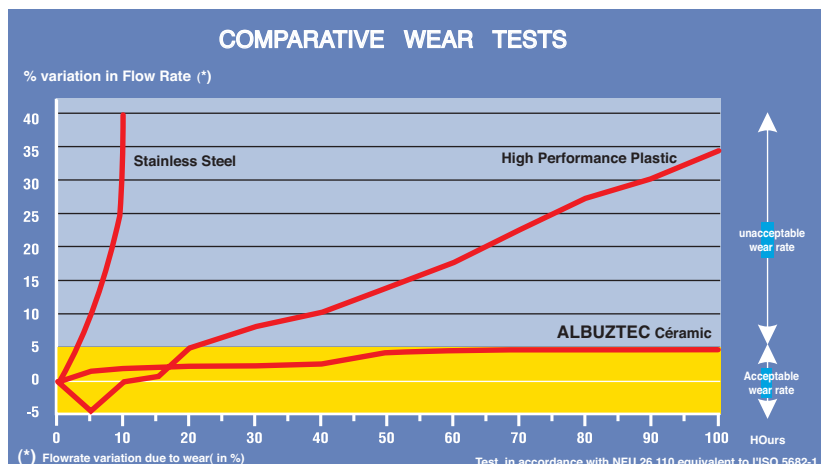
- High mechanical resistance
- Corrosion resistance
- High hardness
- Resistance to high temperatures
- Resistance to high pressures
- Exceptional wear resistance
- Ultra smooth surfaces.

## General characteristics :

- ALBUZ TEC ceramic inserts (excellent precision, high wear resistance)
- Flat fan jet angles from 0° to 40° at 40 psi
- Maximum pressure : 500 bar (7200 PSI)
- Maximum temperature : 125°C (276° F)
- Body model : Stainless steel AISI 304 L
- The U form insert allows better flow characteristics at high pressures
- Smooth surfaces allow better flow characteristics.
- Stainless steel ring reinforce the internal body.

## Wear resistance :

- Nozzle wear generally depends on three parameters :
  - the pressure (the higher pressure, the higher wear)
  - the abrasiveness of the fluid (the more solids the higher the wear)
  - The corrosive nature of the fluid.
- After hours of use with abrasive, corrosive and or high pressure fluids, traditional nozzles will deteriorate the internal hole, enlarging the diameter, increasing the flow rate changing the spray configuration and modifying the droplet size and distribution. Thanks to the exceptional material characteristics of the ALBUZ TEC ceramic material, the UAS-H nozzle range proves it's cost effectiveness through longer life and better performances.



## Flow rate chart

Flow rate reference													
	2900	4350	4640	4930	5220	5510	5800	6090	6380	6530	6670	6960	7250
01	0.8	1	1.1	1.1	1.1	1.2	1.2	1.2	1.3	1.3	1.3	1.30	1.3
02	1.7	2.1	2.1	2.2	2.3	2.3	2.4	2.5	2.5	2.5	2.6	2.6	2.7
025	2.1	2.6	2.7	2.8	2.8	2.9	3	3.1	3.1	3.2	3.2	3.3	3.3
03	2.5	3.1	3.2	3.3	3.4	3.5	3.6	3.7	3.8	3.8	3.8	3.9	4.0
035	3	3.6	3.7	3.9	4	4.1	4.2	4.3	4.4	4.4	4.5	4.6	4.7
04	3.4	4.1	4.3	4.4	4.5	4.7	4.8	4.9	5	5.1	5.1	5.2	5.3
045	3.8	4.7	4.8	5	5.1	5.2	5.4	5.5	5.6	5.7	5.8	5.9	6.0
05	4.2	5.2	5.4	5.5	5.7	5.8	6	6.1	6.3	6.3	6.4	6.5	6.7
055	4.7	5.7	5.9	6.1	6.2	6.4	6.6	6.7	6.9	7	7.1	7.2	7.3
06	5.1	6.2	6.4	6.6	6.8	7	7.2	7.4	7.5	7.6	7.7	7.9	8.0
065	5.5	6.7	7	7.2	7.4	7.6	7.8	8	8.2	8.2	8.3	8.5	8.7
07	5.9	7.3	7.5	7.7	7.9	8.2	8.4	8.6	8.8	8.9	9.00	9.2	9.4
075	6.4	7.8	8.0	8.3	8.5	8.7	9	9.2	9.4	9.5	9.60	9.8	10.0
08	6.8	8.3	8.6	8.8	9.1	9.3	9.6	9.8	10	10.1	10.3	10.5	10.7
09	7.6	9.3	9.6	9.9	10.2	10.5	10.8	11	11.3	11.4	11.5	11.8	12.0
10	8.5	10.4	10.7	11.0	11.4	11.7	12.0	12.3	12.5	12.7	12.8	13.1	13.4
11	9.3	11.4	11.8	12.1	12.5	12.8	13.2	13.5	13.8	14	14.1	14.4	14.7
12	10.2	12.4	12.9	13.2	13.6	14	14.4	14.7	15.1	15.2	15.4	15.7	16.0
15	12.7	15.6	16.1	16.6	17	17.5	17.9	18.4	18.8	19	19.2	19.6	20

### Protective gear should be worn when operating equipment with nozzles

To protect eyes use protective glasses, to protect the ears use ear muffs, to protect feet use safety boots, to protect hands use thick waterproof gloves, to protect the body use waterproof clothing

### Product range

	01	02	025	03	035	04	045	05	055	06	065	07	075	08	09	10	11	12	15
0°		✓	✓	✓	✓	✓	✓	✓	✓	✓	✓	✓	✓	✓	✓	✓	✓	✓	✓
15°		✓	✓	✓	✓	✓	✓	✓	✓	✓	✓	✓	✓	✓	✓	✓	✓	✓	✓
25°		✓	✓	✓	✓	✓	✓	✓	✓	✓	✓	✓	✓	✓	✓	✓	✓	✓	✓
40°		✓	✓	✓	✓	✓	✓	✓	✓	✓	✓	✓	✓	✓	✓	✓	✓	✓	✓

✓ model availability


### Specific characteristics

Body model : Stainless steel 3045	1/4 NPT (M) - ref. : UAS - H - 1/4
-----------------------------------	------------------------------------

### How to select your nozzle

#### UAS - H - 25 - 04

Shape and body material	Angle	Flow rate reference
-------------------------	-------	---------------------



**SAINT-GOBAIN**  
**CERAMICS**  
**SAINT-GOBAIN SOLCERA**  
 1903 Glenmartin Drive  
 Raleigh, NC 27615  
 Phone 919.847.3505  
 Fax 919.847.3505